

OIDB ACTIVITIES AT A GLANCE

2017-18
(JULY-SEPTEMBER 2017)



तेल उद्योग विकास बोर्ड

पेट्रोलियम एवं प्राकृतिक गैस मंत्रालय, भारत सरकार

Oil Industry Development Board

Ministry of Petroleum & Natural Gas, Government of India

OIDB ACTIVITIES AT A GLANCE

In pursuance of its mandate, OIDB has been providing assistance through Grants to its five regular grantee institutes namely Directorate General of Hydrocarbons (DGH), Oil Industry Safety Directorate (OISD), Centre for High Technology (CHT), Petroleum Conservation Research Association (PCRA) and Petroleum Planning and Analysis Cell (PPAC). Besides, OIDB also provides grants to promote R&D by the Oil industry concerns. Since FY-1975-76 to FY-2016-17, OIDB has disbursed a cumulative grant of Rs. 3184.14 crore towards regular grant and grant for R&D activities. During the FY-2017-18 (till 30.09.2017), Rs. 133.38 crore has been released towards regular grant and grant for R&D activities.

In addition, OIDB has also been providing need based advances to Oil Sector for various developmental activities. During the FY-2016-17 & FY-2017-18, an amount of Rs. 120.00 crore has been provided to RGIPT for sitting up of Rae Bareli Campus and Centre of excellence for Energy at Bangalore.

OIDB has been providing loan assistances to oil PSUs ever since its creation in 1974-75 and disbursed a cumulative loan of Rs. 40962.71 crore till the FY-2016-17. Bharat Petroleum Corporation Ltd (BPCL), Indian Oil Corporation (IOC), Mangalore Refinery & Petrochemicals Ltd (MRPL), Brahmaputra Crackers Polymers Limited (BCPL), Gas Authority of India Ltd (GAIL), GAIL Gas Ltd. and Hindustan Petroleum Corporation Ltd (HPCL) are the major beneficiaries of the loan disbursed by OIDB to oil PSUs. The loan has been primarily utilized to fund gas and oil pipeline projects, setting up of new refineries and quality improvement of existing refineries, single point mooring projects and city gas distribution projects etc.

To ensure energy security, the Government of India had decided to set up 5.33 million metric tons (MMT) of strategic crude oil storages at three locations namely, Visakhapatnam, Mangalore and Padur (near Udupi). These strategic storages would be in addition to the existing storages of crude oil and petroleum products with the oil companies and would serve as a cushion in response to external supply disruptions. The construction of the strategic crude oil storage facilities is being managed by Indian Strategic Petroleum Reserves Limited (ISPRL), a Special Purpose Vehicle, which is a wholly owned subsidiary of Oil Industry Development Board (OIDB). As against the approved equity contribution of Rs 3832.56 crore, OIDB has participated its equity contribution of Rs. 3587.16 crore to ISPRL till FY-2016-17. During the FY-2017-18 (till 30.09.2017), OIDB's equity of Rs. 66.89 crore has been released to ISPRL.

Besides, OIDB has also contributed Rs 40.00 crore towards Hydrogen Corpus Fund (HCF), which was created by Ministry of Petroleum and Natural Gas, Government of India to promote use of hydrogen as auto fuel. The total corpus of the fund is Rs 100 crore, which is shared by OIDB and Oil PSUs in the ratio of 40:60. The approved eight projects under HCF have been completed at a cost of Rs. 27.00 crore. A total corpus of Rs. 146.00 crore (approx.) exists as on 30.09.2017 under HCF.

In addition to its mandated activities, OIDB organize various events such as Swachhta Pakhwada, Hindi Pakhwada, Celebration of Independence Day and Swacchta Hi Sewa (SHS) campaign during the quarter ending September, 2017.

BASIC PETROLEUM STATISTICS

S. No.	Particulars	Unit/BASE	2013-14	2014-15	2015-16	2016-17 (P)
1	CRUDE OIL PRODUCTION IN INDIA	MMT	37.8	37.5	36.9	36.0
2	PRODUCTION OF PETROLEUM PRODUCT IN INDIA	MMT	220.3	220.7	231.2	242.7
3	CONSUMPTION OF PETROLEUM PRODUCTS IN INDIA	MMT	158.4	165.5	184.7	194.2
4	NATURAL GAS (Gross Production)	MMSCMD	97.01	92.21	88.11	87.39
5	NATURAL GAS (Net of flare and loss)	MMSCMD	94.72	89.57	85.08	84.51
6	AVERAGE CRUDE OIL PRICES	USD/BBL	105.52	84.16	46.18	47.56
7	IMPORTS & EXPORTS :					
	CRUDE OIL (IMPORTS)	\$ Billion	143.0	112.7	64.0	70.02
	PETROLEUM PRODUCTS- (IMPORTS)	\$ Billion	12.4	12.2	10.0	10.6
	PETROLEUM IMPORTS (CRUDE OIL+POL PRODUCTS)	\$ Billion	155.4	124.9	74.0	80.8
	PETROLEUM PRODUCTS EXPORTS	\$ Billion	60.7	47.3	27.1	29.1
8	GROSS PETROLEUM IMPORTS AS % OF INDIA'S GROSS IMPORTS IN VALUE TERMS	%	34.5	27.9	19.4	21.3
9	GROSS PETROLEUM EXPORTS AS % OF INDIA'S GROSS EXPORTS IN VALUE TERMS	%	19.3	15.2	10.3	10.6
10	IMPORT DEPENDENCY (Based on consumption)	%	77.6	78.5	80.9	82.1
11	ANNUAL GROWTH OF FDI EQUITY INFLOWS IN PETROLEUM AND NATURAL GAS	USD	112.23	1079.02	103.02	76.00 (April-Nov.)

Sources: Petroleum Planning & Analysis Cell.

APPORTIONMENT OF CESS BETWEEN 1974 to 2016-17 AND ITS UTILIZATION BY OIBD

₹ in crore

Year	Collection of cess on crude oil by Govt.	Payment made to OIBD by Govt.	Loan disbursed by OIBD	Grant disbursed by OIBD	Accretion to OIB Fund
1974-75	30.82	16.01	16.00	-	-
1975-76	50.05	62.27	61.63	0.20	2.03
1976-77	52.88	48.19	51.69	0.25	5.32
1977-78	63.72	50.10	54.67	0.20	8.59
1978-79	68.89	20.00	26.11	1.20	9.76
1979-80	69.70	140.00	165.56	0.22	16.75
1980-81	60.40	25.01	91.51	1.04	34.78
1981-82	138.97	142.92	187.90	1.59	41.03
1982-83	268.83	100.00	235.44	0.46	59.30
1983-84	812.80	-	124.87	1.01	47.00
1984-85	850.12	-	233.20	4.89	82.41
1985-86	897.66	-	70.97	7.36	97.55
1986-87	981.50	-	165.04	9.52	103.54
1987-88	1806.60	-	242.01	5.42	108.48
1988-89	2013.64	63.09	260.39	11.37	121.55
1989-90	2914.57	50.00	241.09	8.64	129.31
1990-91	2785.15	89.81	294.94	6.52	259.03
1991-92	2500.64	95.00	1029.83	9.71	287.32
1992-93	2207.61	-	706.20	11.29	267.30
1993-94	2175.46	-	915.82	12.22	396.51
1994-95	2566.16	-	276.27	26.15	319.49
1995-96	2819.52	-	822.38	27.29	395.50
1996-97	2558.03	-	1428.21	44.24	494.98
1997-98	2528.74	-	1513.65	37.80	510.55
1998-99	2448.18	-	1107.15	51.24	544.82
1999-00	2589.44	-	980.32	45.41	615.52
2000-01	2582.21	-	1144.83	57.15	565.01
2001-02	2722.79	-	1504.25	96.51	613.85
2002-03	4873.17	-	1790.50	123.07	355.61
2003-04	4919.49	-	520.00	77.21	247.36
2004-05	5033.97	-	2211.83	75.18	251.17
2005-06	4857.58	-	760.00	89.51	348.61
2006-07	6875.53	-	1827.90	211.45	509.17
2007-08	6854.00	-	1982.10	105.80	349.61
2008-09	6680.94	-	3043.00	135.94	367.68
2009-10	6637.13	-	2779.00	151.59	347.21
2010-11	7671.44	-	1388.41	128.77	329.83
2011-12	8065.46	-	1862.59	140.32	323.36
2012-13	14473.16	-	2307.00	152.46	267.36
2013-14	14542.38	-	2487.65	151.68	252.85
2014-15	14677.24	-	1459.85	310.64	231.40
2015-16	14468.94	-	1914.48	275.24	242.16
2016-17	12778.20	-	676.47	576.38	8.55
Total	174973.71*	902.40	40962.71	3184.14	10569.21

*Sources of information: ONGC, OIL & DGH (31.03.2017).

OIDB BUDGET AT A GLANCE

₹ in crore

Sl. No.	Heads	F.Y. - 2016-17			F.Y. - 2017-18	
		BE	RE	Actual	BE	Actual (till 30.09.2017)
1	Grant to Regular Grantee Institutes					
i).	DGH	203.48	155.82	121.53	262.56	98.00
ii).	PCRA	74.00	64.00	41.25	74.00	6.60
iii).	CHT	28.25	20.10	19.82	32.25	5.13
iv).	PPAC	21.63	21.21	20.82	25.99	8.10
v).	OISD	17.67	16.98	16.06	17.90	5.50
	Total (A)	345.03	278.11	219.48	412.70	123.33
2	Grants to R&D activities	39.91	358.02	356.90	13.75	10.05
3	Grants to other institutes	82.64	110.00	100.00*	80.50	0.00
4	Total (B)	122.55	468.02	456.90	94.25	10.05
5	Loan	1844.00	969.62	676.47	1445.89	20.80#
6	Equity in ISPRL	250.00	175.00	130.55	117.00	66.89
7	O&M Exp. at Visakhapatnam (Reimbursable by ISRPL)	0.00	15.60	15.60	0.00	0.00
	Total (c)	2094.00	1160.22	822.62	1562.89	87.69
9	Admn. & other Exp.					
i).	Capital Expenditure	31.90	9.90	6.02	54.50	0.25
ii).	MM Cell & contract Expenses	5.50	5.80	4.76	6.50	7.58
iii).	Expenses on OIBD employees terminal benefit (Pension & Gratuity)	2.00	2.00	0.0	2.00	0.00
iv).	Maintenance and operation of OIBD's office building facilities at NOIDA	8.23	10.15	8.32	10.48	4.16
v).	Revenue and Admn. Exp.	5.23	5.00	5.39	5.71	1.78
	Total (D)	52.86	32.85	24.49	79.19	13.77
	Grand Total (A+B+C+D)	2614.44	1939.20	1523.49	2149.03	234.84

* Advance to RGIPT for Rai Bareli campus.

Advance of Rs. 20.00 crore to RGIPT for sitting up of centre of excellence for Energy at Bangalore and Rs. 0.80 crore as OIBD contribution towards HSSC.

COMPOSITION OF OIBD FUND

Sl. No.	Particulars	Fund as on 30.09-2017 (₹ in Crore)
1.	Outstanding loan with Oil PSUs	4444.54
2.	Equity contribution in ISPRL	3654.05
3.	Equity contribution in BLL	50.34
4.	Fund available in shape of FDRs etc. in OIBD's Bank Accounts	2735.29
	Total Fund	10884.22

**GRANTS BUDGETED AND RELEASED
(DURING FY-2014-15 TO 2016-17)**

₹ in crore

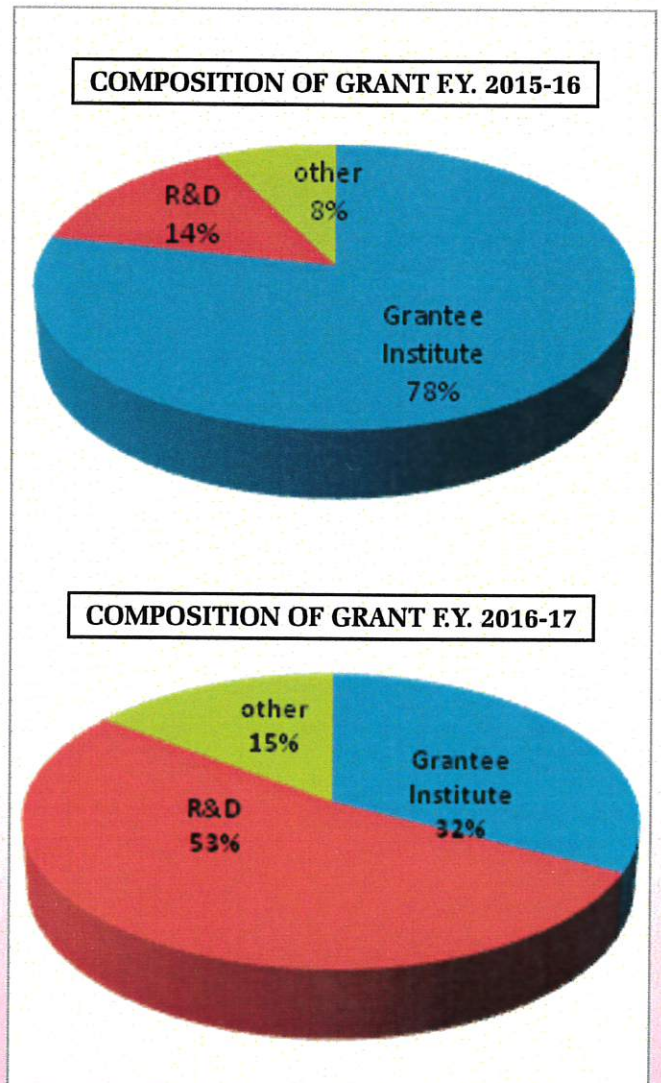
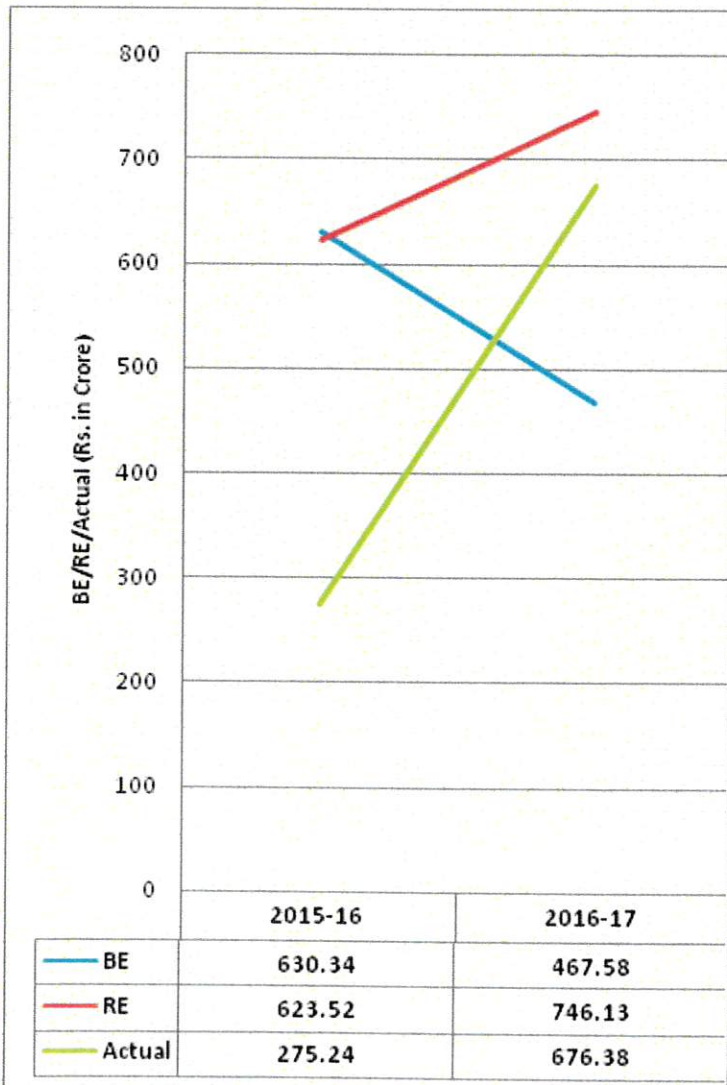
Name of the Grantee Institutes	2014-15			2015-16			2016-17		
	BE	RE	Actual	BE	RE	Actual	BE	RE	Actual
Regular Grant	₹ in Crore								
DGH	124.00	155.76	137.95	257.99	134.15	121.51	203.48	155.82	121.53
PCRA	44.71	44.71	40.86	71.07	47.13	41.13	74.00	64.00	41.25
CHT	15.62	22.25	10.38	31.02	20.14	19.59	28.25	20.10	19.82
PPAC	18.63	22.69	16.25	19.04	19.63	17.77	21.63	21.21	20.82
OISD	16.00	14.84	14.83	15.55	16.18	15.05	17.67	16.98	16.06
Total (A)	218.96	260.25	220.27	394.67	237.23	215.05	345.03	278.11	219.48
Research & Development									
NGRI, Hyderabad	0.27	0.07	0.00	0.00	0.10	0.00	0.10	0.00	0.00
CBM, Govt. Of Rajasthan	4.30	0.83	0.83	0.00	0.00.	0.00	0.00	0.00	0.00
BIT, Ranchi	0.39	0.00	0.00	0.00	0.00.	0.00	0.00	0.00	0.00
IIT, Mumbai	0.18	0.00	0.00	0.00	0.00.	0.00	0.00	0.00	0.00
IIP Dehradun	0.00	0.90	0.00	0.00	0.00.	0.00	1.62	0.00	0.00
CIPET, Chennai	0.10	0.00	0.00	0.00	0.00.	0.00	0.00	0.00	0.00
IOCL, R&D	0.09	0.00	0.00	0.00	0.00.	0.00	0.00	0.00	0.00
NGHP projects	162.96	152.00	0.31	158.48	309.23	1.05	8.91	321.02	321.02
INDIAdept Technology, Guwahati	17.00	9.09	3.70	43.50	49.32	38.50	29.28	37.00	35.88
Total (B)	185.29	162.89	4.84	201.98	358.65	39.55	39.91	358.02	356.90
Other Grants									
Sectoral Innovation Council, P&NG Sector	1.00	0.00	0.00	0.00	0.00.	0.00	0.00	0.00	0.00
RGIPT Rai Bareli	98.63	92.47	85.53	13.69	20.64	20.64	0.00	100.00	100.00*
RGIPT Assam	0.00	0.00	0.00	20.00	7.00	0.00	80.00	10.00	0.00
Distribution of Smart Card for PDS/Kerosene and Domestic LPG by OMC's	3.28	2.32	0.00	0.00	0.00.	0.00	2.32	0.00	0.00
DFR/PFR for Strategic Storage of Crude Oil	0.00	0.55	0.00	0.00	0.00.	0.00	0.00	0.00	0.00
Reimb. of exp. to OIL in r/o payment to Committee constituted by MOP&NG	0.00	0.00	0.00	0.00	0.00	0.00	0.32	0.00	0.00
Total (C)	102.91	95.34	85.53	33.69	27.64	20.64	82.64	110.00	100.00
Grand Total (A+B+C)	507.16	518.48	310.64	630.34	623.52	275.24	467.58	746.13	676.38

*Advance to RGIPT

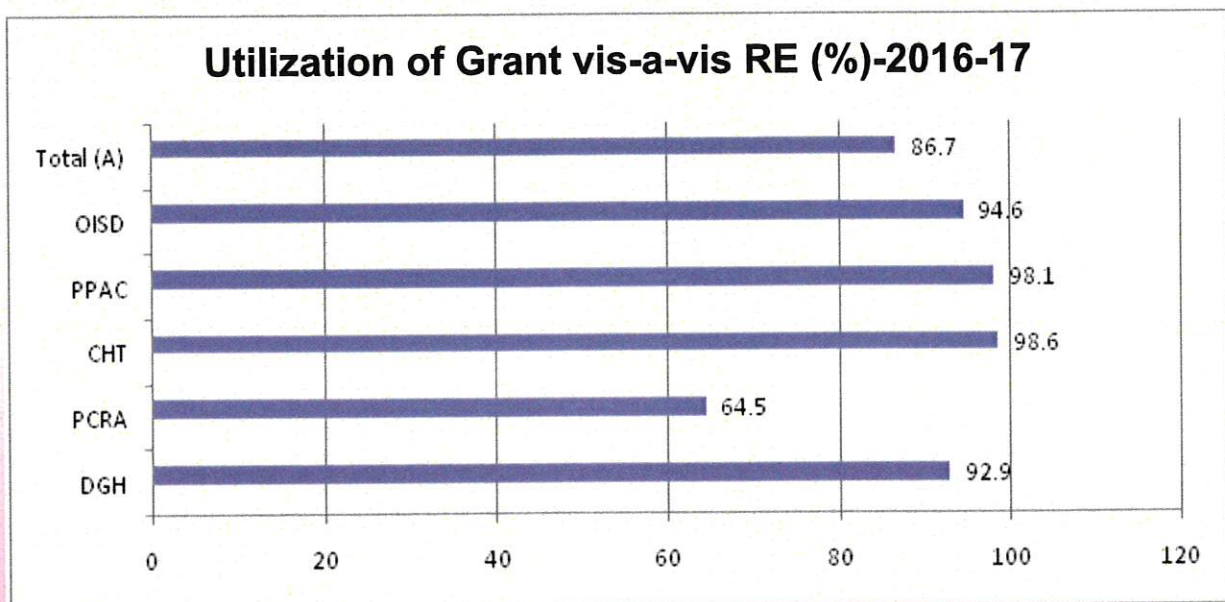
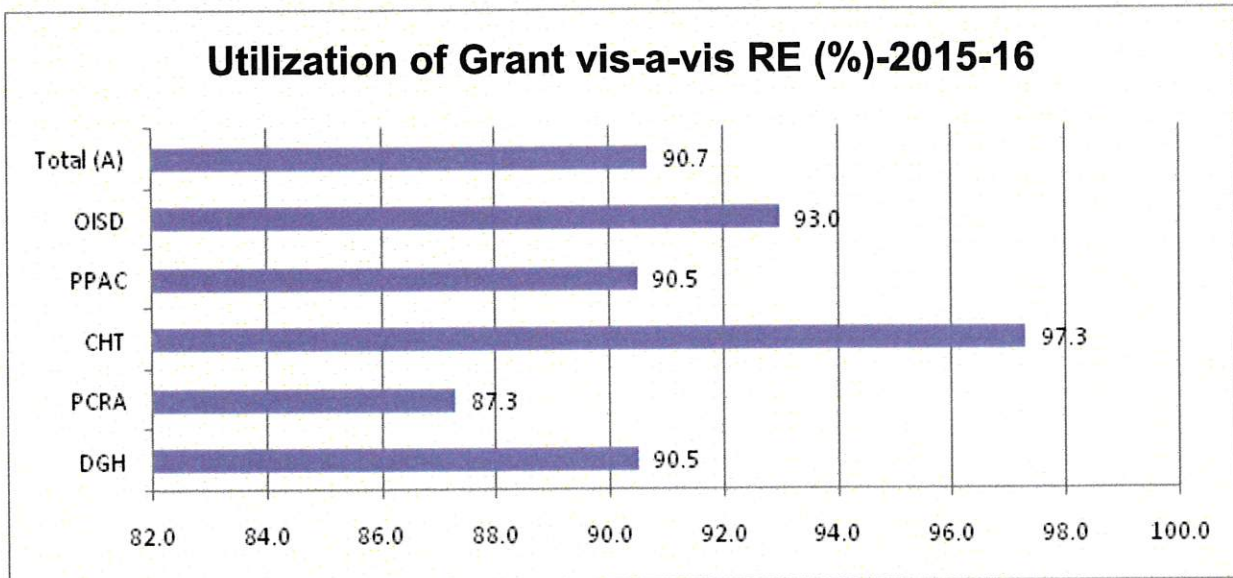
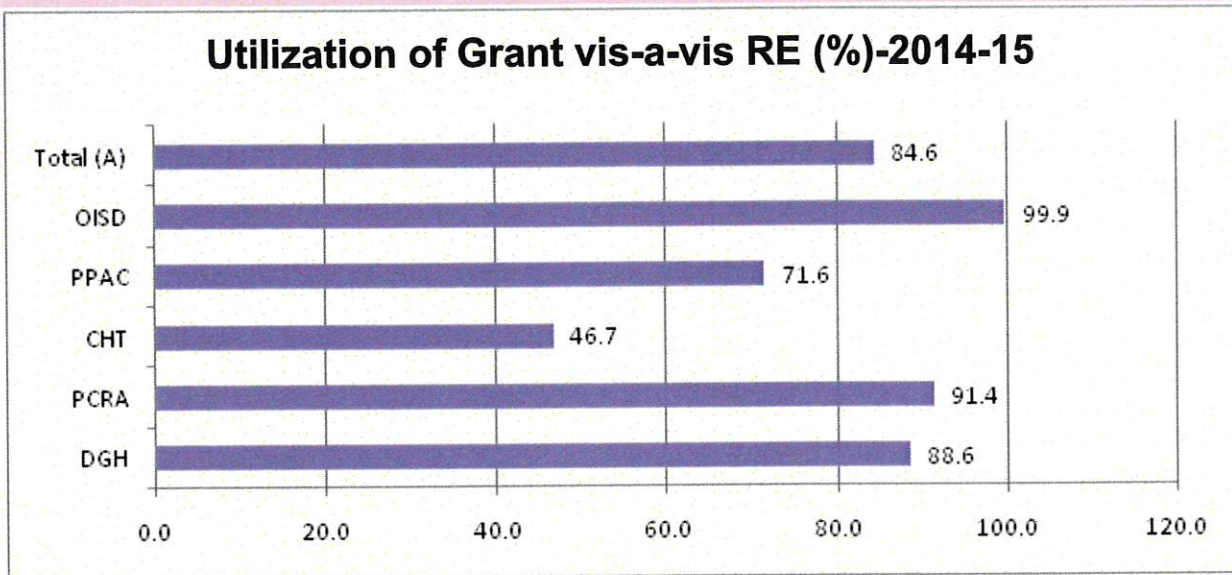
GRANTS BUDGETED AND RELEASED DURING THE FY-2017-18

₹ in crore

FY - 2017-18	DGH	CHT	OISD	PCRA	PPAC	R&D	Others	Total
Budget Provision	BE	BE	BE	BE	BE	BE	BE	BE
		262.56	32.25	17.90	74.00	25.99	13.75	80.50
April, 2017	20.00	0.00	0.00	0.00	1.02	0.00	0.00	21.07
May, 2017	15.00	0.96	0.00	0.00	1.70	0.00	0.00	17.61
June, 2017	30.00	1.22	0.00	0.00	1.54	10.05	0.00	42.81
Total Q-1	65.00	2.18	0.00	0.00	4.26	10.05	0.00	81.49
Utilization-Q1 (in % of BE)	24.76%	6.76%	0%	0%	16.39%	73.09%	0%	16.07%
July, 2017	20.00	2.03	2.47	0.00	1.30	0.00	0.00	25.80
August, 2017	6.00	0.92	3.03	6.60	1.00	0.00	0.00	17.55
Sept., 2017	7.00	0.00	00	0.00	1.54	0.00	0.00	8.54
Total Q-2	33.00	2.95	5.50	6.60	3.84	10.05	0.00	51.89
Utilization-Q2 (in % of BE)-	12.57%	9.18%	30.73%	8.92%	14.77%	73.09%	0%	10.24%
Total Q1+ Q-2	98.00	5.13	5.50	6.60	8.10	10.05	0.00	133.38
Utilization-Q1+Q2 (in % of BE)-	37.32%	15.94%	30.73%	9.92%	31.17	73.09%	0%	26.31%



**ACTUAL UTILISATION OF GRANTS BY REGULAR GRANTEE INSTITUTES
VIS-À-VIS BUDGET (RE)**

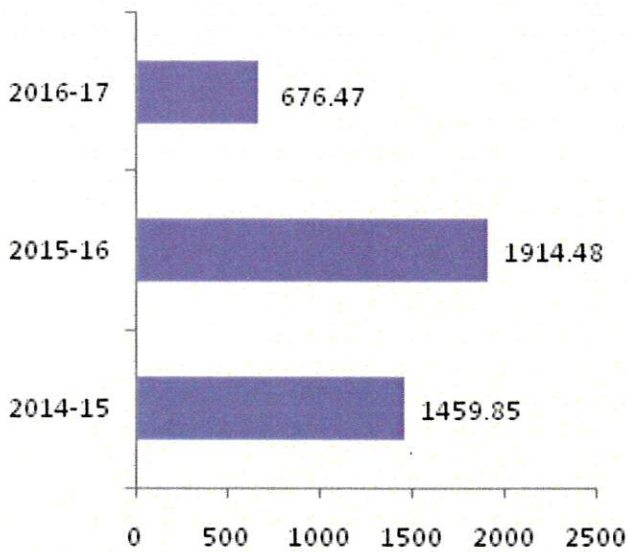


LOAN DISBURSED BY OIDB DURING THE F.Y.-2014-15 TO 2016-17

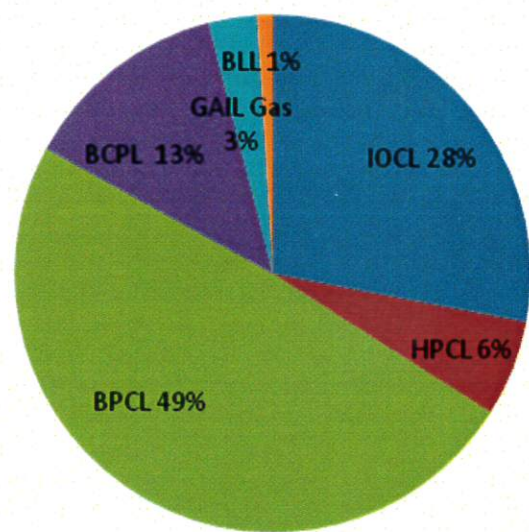
₹ in crore

Name of the Oil PSUs	Financial Year			
	2014-15	2015-16	2016-17	Total
IOCL	420.00	711.25	0.00	1131.25
HPCL	120.00	124.75	0.00	244.75
BPCL	907.50	744.25	346.00	1997.75
BCPL	0.00	298.00	243.12	541.12
GAIL Gas	12.35	24.23	87.35	123.93
BLL	0.00	12.00	0.00	12.00
Total	1459.85	1914.48	676.47	4050.80

**LOAN DISBURSED BY OIDB
(FY-2014-15 to 2016-17) ₹ in crore**

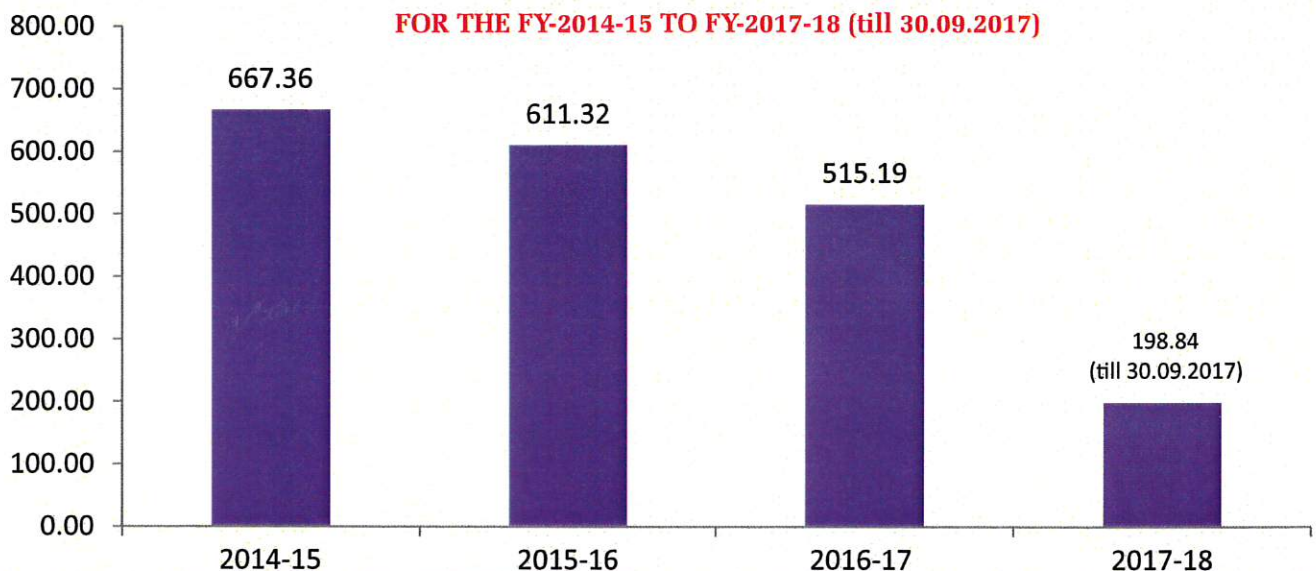


**BANEFICIARIES OF OIDB LOAN DISBURSED
(FY-2014-15 to FY-2016-17)**



**INTEREST RECEIVED ON OIDB LOAN
FOR THE FY-2014-15 TO FY-2017-18 (till 30.09.2017)**

₹ in crore



LIST OF PROJECTS FINANCED THROUGH OIDB LOAN
(During the FY- 2014-15 to 2016-17)

Name of Organization	Name of Projects
IOCL	1. Paradip Refinery Project. 2. Paradip Raipur Ranchi Product Pipeline. 3. Debottlenecking of SMPL. 4. ParadipHaldia Durgapur LPG Pipeline.
HPCL	5. LPG Pipeline from BPCL Uran to Chakan (Pune). 6. Rewari Mathura Kanpur Pipeline. 7. Awa Salawas Pipeline. 8. Mangalore Bangalore LPG Pipeline. 9. LPG Pipeline from Uran to Chakan. 10. Rewari Kanpur Product pipeline.
BPCL	11. Integrated Refinery Expansion Project Kochi, 12. CDU/VDU Project Mumbai, 13. Kota Jobner Pipeline.
BCPL	14. Brahmaputra Cracker and Polymer Project (Assam Gas Cracker Project),
MRPL	15. Phase-III Refinery Project.
GAIL Gas Limited	16. City gas distribution project in 4 cities Dewas, Kota, Meerut and Sonipat. 17. City gas distribution project in the Geographical area of Taj Trapezium Zone. 18. City gas distribution project in the city of Bangaluru.

EQUITY INVESTMENT

(Amount in ₹)

(A) EQUITY IN ISPRL	
Equity Approved by Govt. (Amount in Rs.)	3832,56,00,000
Financial Year	Equity Released
2005-06	4,33,00,000*
2006-07	32,53,28,453
2007-08	63,26,16,099
2008-09	193,29,90,214
2009-10	226,21,99,208
2010-11	442,35,41,829
2011-12	570,12,04,367
2012-13	811,54,79,687
2013-14	548,00,29,375
2014-15	323,91,43,775
2015-16	241,03,00,000
2016-17	130,55,00,000
2017-18 (30.09.2017)	66,89,00,000
Total	3654,05,33,007
(B) EQUITY IN BIECCO LAWRIE LTD.	
1994-95	17,58,00,000
2011-12	32,75,85,000
Total	50,33,85,000
GRAND TOTAL (A+B)	3704,39,18,007

*including Rs. 1.00 crore initial contributed by IOCL.

VARIOUS EVENTS ORGNIZED BY OIBD DURING THE QUARTER ENDING SEPTEMBER, 2017



Swachhta Pakhwada from 15th July, 2017 to 31st July, 2017



Illumination of OIBD Bhawan on occasion of Independence Day, 15th August, 2017



Hindi Pakhwada from 1st September, 2017 to 15th September, 2017



SHS campaign from 15th September, 2017 to 2nd October, 2017

तेल उद्योग विकास बोर्ड
पेट्रोलियम एवं प्राकृतिक गैस मंत्रालय, भारत सरकार



Oil Industry Development Board
Ministry of Petroleum & Natural Gas, Government of India

Registered Office : 301, World Trade Centre, 3rd Floor, Babar Road, New Delhi-110001
Corporate Office : OIBD, Bhawan, "C" Block, Plot No. 2, Sector-73, Noida-201301 (U.P.)
Visit Oil Industry Development Board website "<http://oidb.gov.in>"