

OIDB ACTIVITIES AT A GLANCE

2015-16
(July-Sept.)



Oil Industry Development Board
Ministry of Petroleum & Natural Gas
Government of India

OIDB ACTIVITIES AT A GLANCE

Oil Industry Development Board (OIDB) came into existence in 1975 after the enactment of Oil Industry (Development) Act 1974. The Board is mandated under the said Act to provide assistance by way of making grants or advancing loans, providing guarantees on loans and deferred payments of oil industrial concerns, underwriting or subscribing to the stock, shares, bonds and debentures of oil industrial concerns. The assistance is provided by the Board for undertaking the following activities:

- a) Prospecting for an exploration of mineral oil within India (including the continental shelf thereof) or outside India;
- b) The establishment of facilities for production, handling, storage and transport of crude oil;
- c) Refining and marketing of petroleum and petroleum products;
- d) The manufacture and marketing of petrochemicals and fertilizers; fertilizers;
- e) Scientific, technological and economic research which could be, directly or indirectly, useful to oil industry;
- f) Experimental or pilot studies in any field of oil industry;
- g) Training of personnel, whether in India or outside, engaged or to be engaged in any field of oil industry and such other measures as may be prescribed.

In pursuance of its mandate, OIDB has been providing assistance through Grants to the five regular grantee institutes namely Directorate General of Hydrocarbons (DGH), Oil Industry Safety Directorate (OISD), Centre for High Technology (CHT), Petroleum Conservation Research Association (PCRA) and Petroleum Planning and Analysis Cell (PPAC). Since 1975-76 OIDB has disbursed a cumulative grant of Rs 2332.53 crore till 31.3.2015. During 2015-16 (till 30.09.2015) Rs 88.98 crore has been released towards grants to these regular grantee institutes.

The Board is also providing capital grant to Rajiv Gandhi Institute of Petroleum Technology (RGIPT) to meet its capital expenditure on the projects being carried out at Sivasagar, Assam and Jaes, Rae Bareilly. Rs 13.69 crore has been released till 30.09.2015 to RGIPT during the current financial year.

To promote R&D in the oil sector, OIDB has provided assistance to various projects of Indian Institute of Petroleum, Dehradun, National Geophysical Research Institute, Hyderabad, IIT Mumbai, Birla Institute of Technology, Ranchi, Central Institute of Plastic Engineering and Technology Chennai, Bharatidasan University,

Tamilnadu and projects of Government of Rajasthan. As on 30.09.2015, Rs 6.74 crore has been released to fund R&D activities during the current financial year.

Besides, OIDB has also contributed Rs 40 crore towards Hydrogen Corpus Fund (HCF), which was created by Ministry of Petroleum and Natural Gas, Government of India to promote use of hydrogen as auto fuel. The total corpus of the fund is Rs 100 crore, which is shared by OIDB and Oil PSUs in the ratio of 40:60.

OIDB has been providing loan to oil PSUs ever since its creation in 1974-75. The quantum of loan disbursed by OIDB has increased from Rs 16.01 crore in 1974-75 to an average of about Rs 1900 crores during the last five years. GAIL, IOC, HPCL, BPCL and MRPL are the major beneficiaries of the loans released by OIDB. The loan has been primarily utilised to fund gas and oil pipeline projects, setting up of new refineries and quality improvement of existing refineries, single point mooring projects and city gas distribution projects. During 2015-16 (till 30.9.2015) Rs 805.5 crore of loan has been disbursed by OIDB.

To ensure energy security, the Government of India had decided to set up 5 million metric tons (MMT) of strategic crude oil storages at three locations namely, Visakhapatnam, Mangalore and Padur (near Udupi). These strategic storages would be in addition to the existing storages of crude oil and petroleum products with the oil companies and would serve as a cushion in response to external supply disruptions. The construction of the strategic crude oil storage facilities is being managed by Indian Strategic Petroleum Reserves Limited (ISPRL), a Special Purpose Vehicle, which is a wholly owned subsidiary of Oil Industry Development Board (OIDB). As against the approved equity of Rs 3832.56 crore, OIDB has released Rs 3288.08 crore till 30.09.2015. Besides, OIDB has also made an equity investment of Rs 50.34 crores in M/s Bieco Lawrie Ltd. a PSU under Ministry of Petroleum and Natural Gas.

OIDB is instrumental in setting up of Hydrocarbon Sector Skill Council (HSSC) along with Petrofed. HSSC has the vision to meet diverse skill requirements of the Hydrocarbon Industry and enhancing employability and opportunities, locally and globally.

OIDB also administers OIDB Relief Trust, which was created by Ministry of Petroleum and Natural Gas on 9.7.2000. About Rs 15 crores has been released from the Trust account since its creation in 2001-02 of which Rs 1 crore has been released during 2015-16. The fund from the Trust account has been primarily used for reimbursement of cost of diesel used in transportation of drinking water to the drought affected areas and for undertaking other welfare activities. Contributions have also been made to PM National Relief Fund and to Chief Minister Relief Fund, Uttarakhand. Rs 15 crores has been released from the Trust account since its creation. Rs 1 crore has been released during 2015-16 to Ministry of Human Resource for funding girls toilets.

BASIC PETROLEUM STATISTICS

S.No.	Particulars	Unit/BASE	2010-11	2011-12	2012-13	2013-14	2014-15 (P)
1	CRUDE OIL PRODUCTION IN INDIA	MMT	37.7	38.1	37.9	37.8	37.5
2	PRODUCTION OF PETROLEUM PRODUCT IN INDIA	MMT	195.8	204.0	217.8	220.3	220.7
3	CONSUMPTION OF PETROLEUM PRODUCTS IN INDIA	MMT	141.0	148.1	157.1	158.4	165.0
4	NATURAL GAS (Gross Production)	MMSCMD		130.26	111.46	96.96	92.23
5	NATURAL GAS (Net Production excluding gas flare)	MMSCMD		126.99	108.94	94.67	89.57
6	REFINING CAPACITY (Crude processed)	MMTPA	183.386	187.386	213.066	215.066	215.066
7.	AVERAGE CRUDE OIL PRICES	USD/BBL	85.090	111.890	107.970	105.520	94.691
8	IMPORTS & EXPORTS :						
	CRUDE OIL (IMPORTS)	\$ Billion	100.1	139.7	144.3	143.0	112.7
	PETROLEUM PRODUCTS-(IMPORTS)	\$ Billion	12.1	14.2	12.5	12.3	11.8
	PETROLEUM IMPORTS (CRUDE +POL PRODUCTS)	\$ Billion	112.1	153.9	156.8	155.2	124.6
	PETROLEUM PRODUCT EXPORTS	\$ Billion	43.3	59.3	58.8	60.7	47.3
9	GROSS PETROLEUM IMPORTS AS % OF INDIA'S GROSS IMPORTS IN VALUE TERMS	%	30.3	31.4	32.0	34.5	27.8
10	GROSS PETROLEUM EXPORTS AS % OF INDIA'S GROSS EXPORTS IN VALUE TERMS	%	17.3	19.4	19.6	19.3	15.2
11	IMPORT DEPENDENCY (Based on consumption)	%	75.0	75.9	77.1	77.6	78.4
12	FDI INFLOW IN PETROLEUM AND NATURAL GAS	USD	556.53	2029.98	214.8	112.23	1022.01

Source : Ministry of Petroleum & Natural Gas, PPAC

OIDB CORPUS (Rs Cr.)

F.Y.	Cess Collection	Surplus(net of taxes)	Cumulative Balance
1974-75	16.01	0	0
1975-76	62.27	2.03	2.03
1976-77	48.19	5.32	7.35
1977-78	50.10	8.59	15.94
1978-79	20.00	9.76	25.7
1979-80	140.00	16.45	42.15
1980-81	25.01	34.78	76.93
1981-82	142.92	41.03	117.96
1982-83	100.00	59.3	177.26
1983-84	-	74	251.26
1984-85	-	82.41	333.67
1985-86	-	97.55	431.22
1986-87	-	103.54	534.76
1987-88	-	108.48	643.24
1988-89	63.09	121.55	764.79
1989-90	50.00	129.31	894.10
1990-91	89.81	259.03	1153.13
1991-92	95.00	287.32	1440.45
1992-93	-	267.30	1707.75
1993-94	-	396.51	2104.26
1994-95	-	319.49	2423.75
1995-96	-	395.50	2819.25
1996-97	-	494.98	3314.23
1997-98	-	510.66	3824.89
1998-99	-	544.82	4369.71
1999-00	-	615.51	4985.22
2000-01	-	565.00	5550.22
2001-02	-	613.86	6164.08
2002-03	-	355.61	6519.69
2003-04	-	247.36	6767.05
2004-05	-	251.17	7018.22
2005-06	-	348.36	7366.58
2006-07	-	509.17	7875.75
2007-08	-	349.61	8225.36
2008-09	-	367.68	8593.04
2009-10	-	349.39	8942.43
2010-11	-	329.82	9272.26
2011-12	-	323.12	9595.37
2012-13	-	228.78	9824.15
2013-14	-	252.85	10077.00
2014-15	-	202.40	10308.40
Total	902.40		

GRANTS BUDGETED AND RELEASED

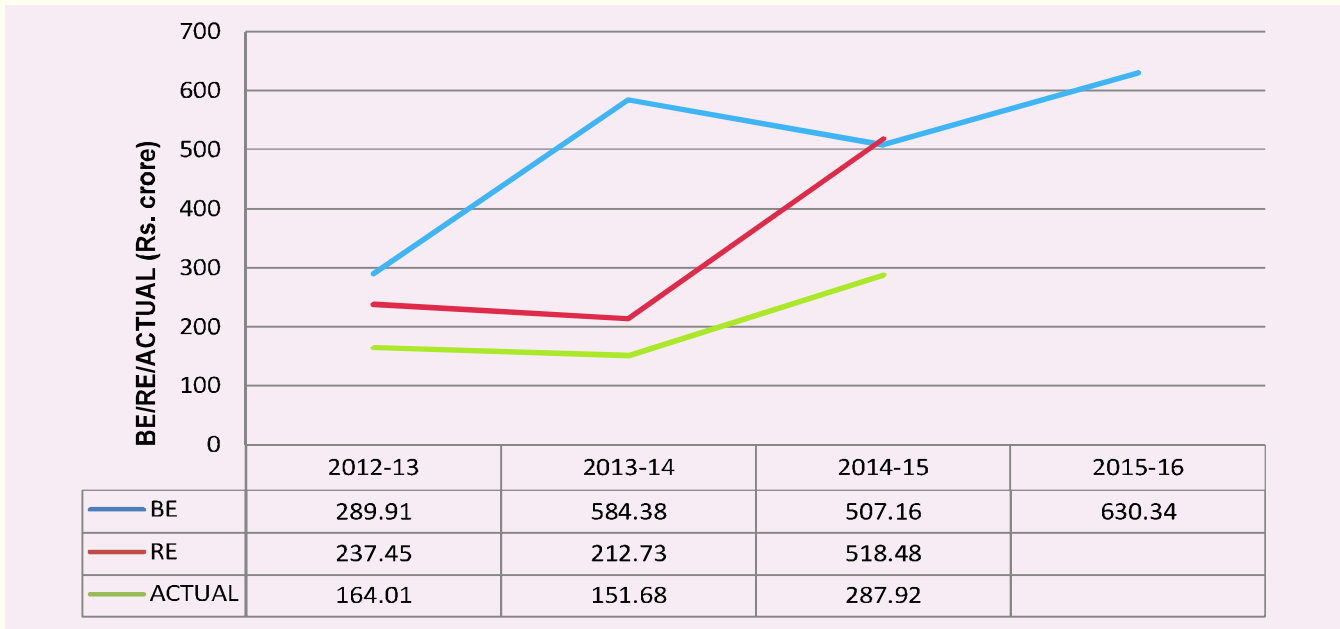
Grantee Institutes	2012-13			2013-14			2014-15		
	BE	RE	Actual	BE	RE	Actual	BE	RE	Actual
DGH	75.39	71.79	62.09	110.88	61.25	39.62	124.00	155.76	137.95
PCRA	65.00	72.67	46.96	58.31	58.31	41.54	44.71	44.71	40.86
CHT	21.20	25.01	13.92	17.57	22.2	18.45	15.62	22.25	10.39
PPAC	14.52	14.78	12.35	15.59	15.32	14.36	18.63	22.69	16.25
OISD	12.45	13.39	10.88	16.7	14.07	13.74	16.00	14.84	14.82
Total (A)	188.56	197.64	146.20	219.05	171.15	127.71	218.96	260.25	220.27
Research & Development									
National Geophysical Research Institute ,Hyderabad	0.27	0.00	0.00	0.27	0.00	0.00	0.27	0.07	0.00
Coal Bed Methane,Govt. Of Rajasthan,Jaipur	2.42	1.00	1.00	2.22	0.5	0.00	4.30	0.83	0.00
Birla Institute of Technology ,Mesra,Ranchi	0.68	0.65	0.00	0.39	0.00	0.00	0.39	0.00	0.00
IIT,Mumbai	0.09	0.24	0.00	0.00	0.06	0.06	0.18	0.00	0.00
Indian Institute of Petroleum, Dehradun	0.00	0.98	0.97	1.61	0.00	0.00	0.00	0.90	0.00
BharathidasanUniverity, Tiruchirapalli, Tamilnadu	1.25	0.00	0.00	0.00	0.00	0.00	0.00	0.00	0.00
Central Institute of Plastic Engineering & Technology (CIPET), Guindy, Chennai	0.10	0.00	0.00	0.10	0.00	0.00	0.10	0.00	0.00
Indian Oil Corporation Ltd. (IOCL), R&D Centre	0.09	0.00	0.00	0.09	0.00	0.00	0.09	0.00	0.00
Contribution to vaious schemes projects/ programmes run under National Gas Hydrate Programme	4.50	0.97	0.62	300.00	1.49	0.23	162.96	152.00	0.31
Demonstration INDAdapt Technology at Guwahati Refinery	22.00	3.97	0.00	13.37	2.53	0.00	17.00	9.09	0.00
Total (B)	31.40	7.81	2.59	318.05	4.58	0.29	185.29	162.89	0.31
Others									
Sectoral Innovation Council for P&NG Sector	0.00	0.00	0.00	1.00	0.00	0.00	1.00	0.00	0.00
Rajiv Gandhi Instutite of Petroleum Technology (RGIPT) Rai-Bareli centre	25.00	12.00	3.67	40.00	37.00	23.68	98.63	92.47	67.34
Rajiv Gandhi Instutite of Petroleum Technology (RGIPT) Assam centre	26.90	20.00	0.00		0.00	0.00	0.00	0.00	0.00
Distribution of Smart Card for PDS Kerosene and Domestic LPG by OMC's	3.05		0.00	3.28	0.00	0.00	3.28	2.32	0.00
DFR/PFR for Strategic Storage of Crude Oil	15.00	0.00	11.55	3.00	0.00	0.00	0.00	0.55	0.00
Total (C)	69.95	32.00	15.22	47.28	37.00	23.68	102.91	95.34	67.34
Grand Total (A+B+C)	289.91	237.45	164.01	584.38	212.73	151.68	507.16	518.48	287.92

GRANTS RELEASED DURING 2015-16

2015-16	DGH	CHT	OISD	PCRA	PPAC	TOTAL	R&D	RGIPT	TOTAL
BE	257.99	31.02	15.22	71.07	19.04	394.34	201.98@	33.69	630.01
Apr	25.62	0.60	-	-	2.35	28.57	-	-	57.14
May	-	-	1.84	-	0.76	2.60	-	13.69	18.89
June	4.18	1.43	-	-	1.41	7.02	0.29	-	14.33
Q1	29.80	2.03	1.84	-	4.52	38.19	0.29	13.69	90.36
July	2.51	1.13	2.49	5.78	1.00	12.91	-	-	25.82
Aug	24.96	2.27	-	-	1.19	28.42	-	-	56.84
Sept	3.59	1.59	2.97	-	1.31	9.46	6.45	-	25.37
Q2	31.06	4.99	5.46	5.78	3.50	50.79	6.45	-	107.58
H1	60.86	7.02	7.3	5.78	8.02	88.98	6.74	13.69	197.94
Utilised* (%of BE)	23.6%	22.6%	48%	8.1%	42.1%	22.6%	3.3%	40.6%	31.3%

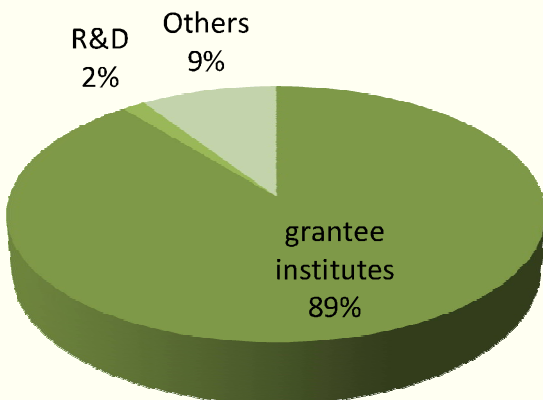
*Utilization during first half (H1) of FY 2015-16@includes proposed funding to NGHP II

TOTAL GRANT - ALLOCATIONS AND ACTUALS

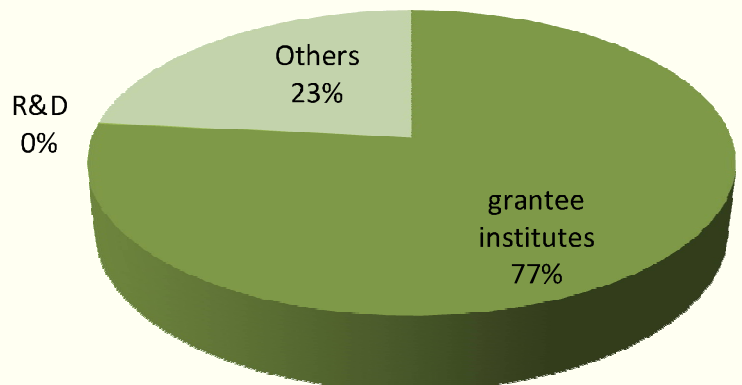


COMPOSITION OF GRANTS

2012-13

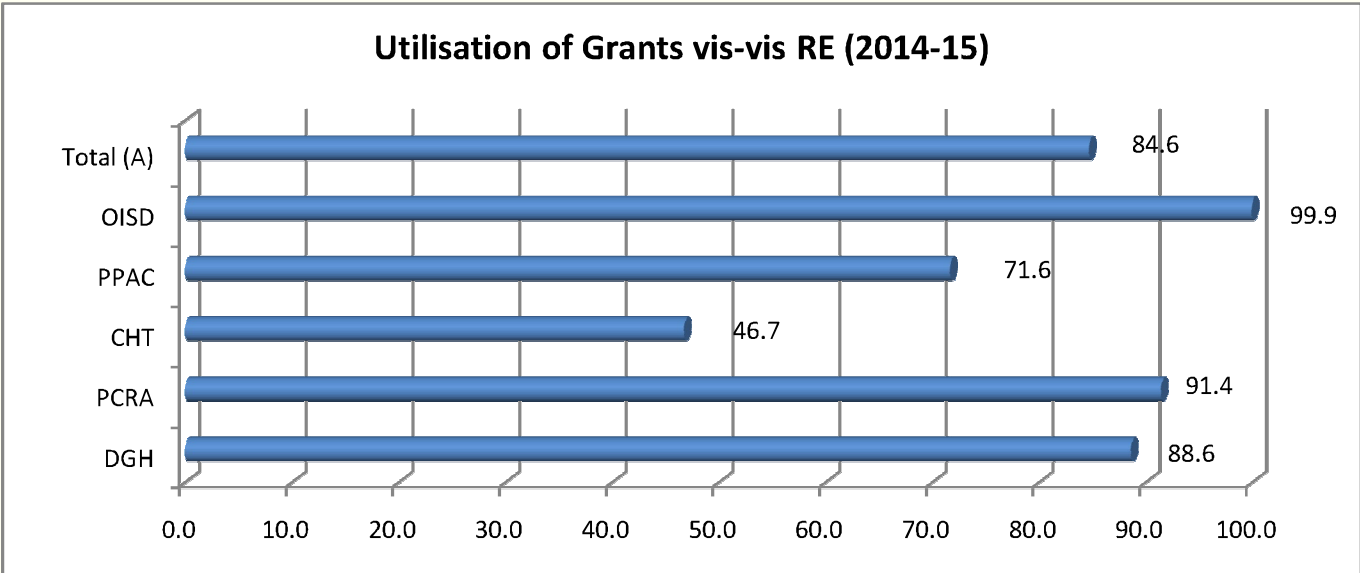
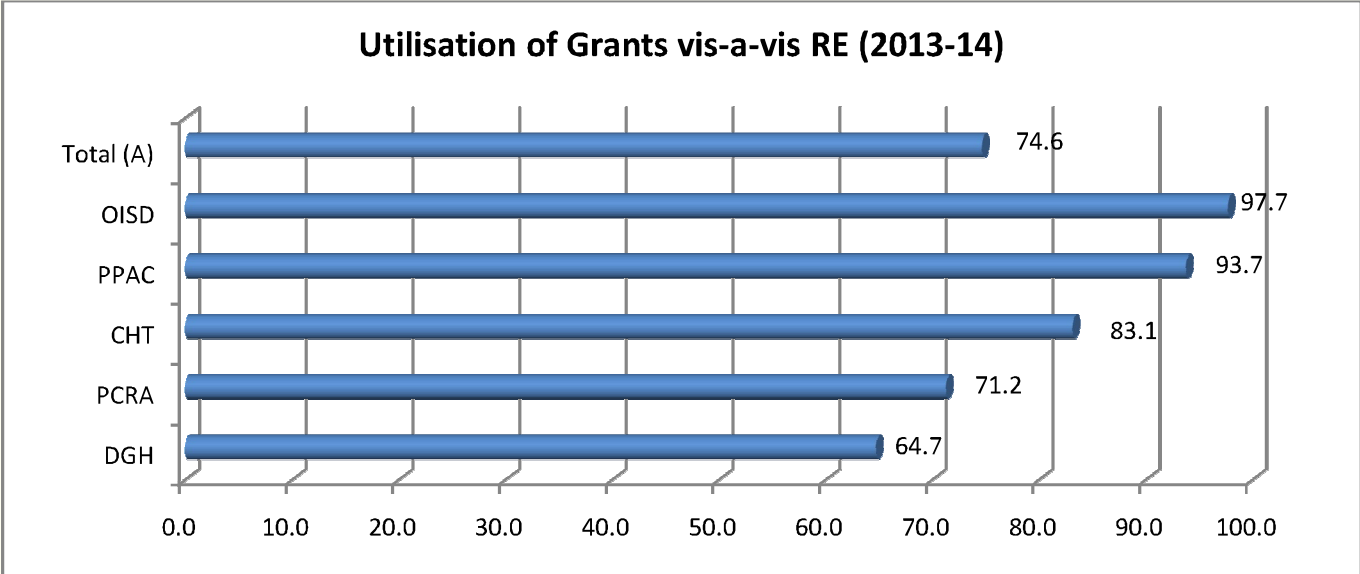
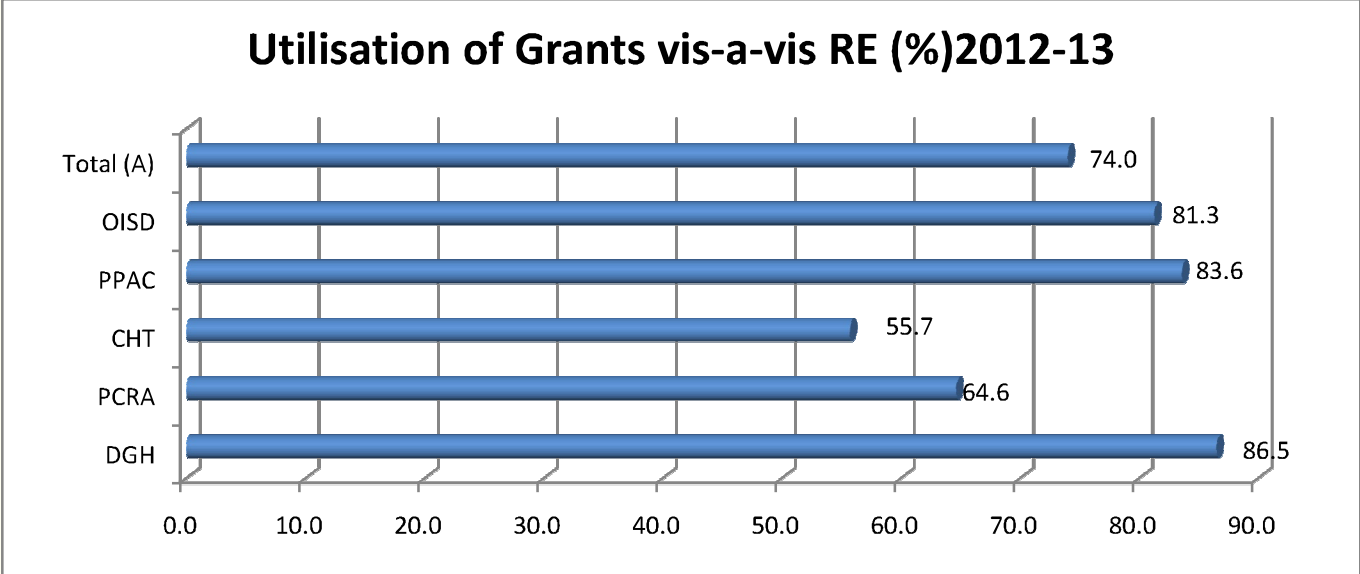


2014-15



Others primarily include assistance to RG IPT

ACTUAL UTILISATION OF GRANTS VIS-A-VIS BUDGET (RE)

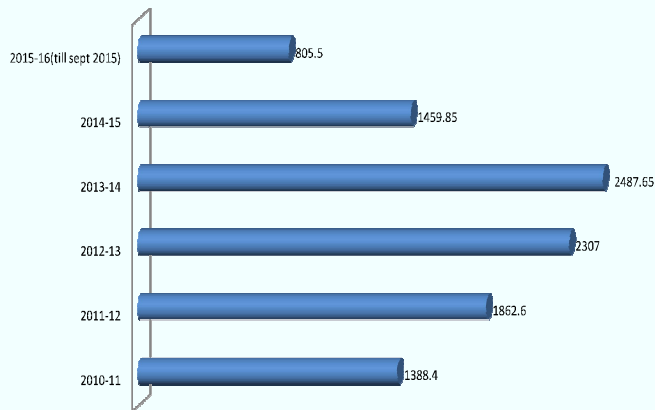


LOAN RELEASED AND ITS UTILISATION

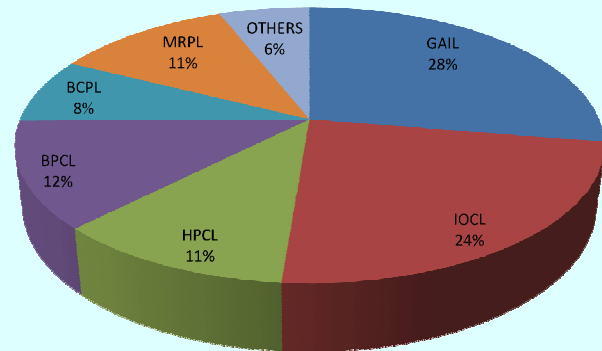
Rs crore

	GAIL	IOCL	HPCL	BPCL	BCPL	GAIL GAS	MRPL	OTHERS	TOTAL
2010-11	484	105	300	77	0	74.41	0	347.99	1388.4
2011-12	675	100	500	100	44	43.59	400	43.6	1862.6
2012-13	490	1050	0	97	250	20	400	0	2307
2013-14	975	572	138	0	435	25.65	300	42.05	2487.65
2014-15	0	420	120	907.5	0	12.35	0	0.05	1459.85
2015-16 (as on 30.9.15)	-	711.25	-	90.25	-	-	-	4.00	805.5
TOTAL	2624	2247	1058	1271.75	729	176	1100	437.69	10311

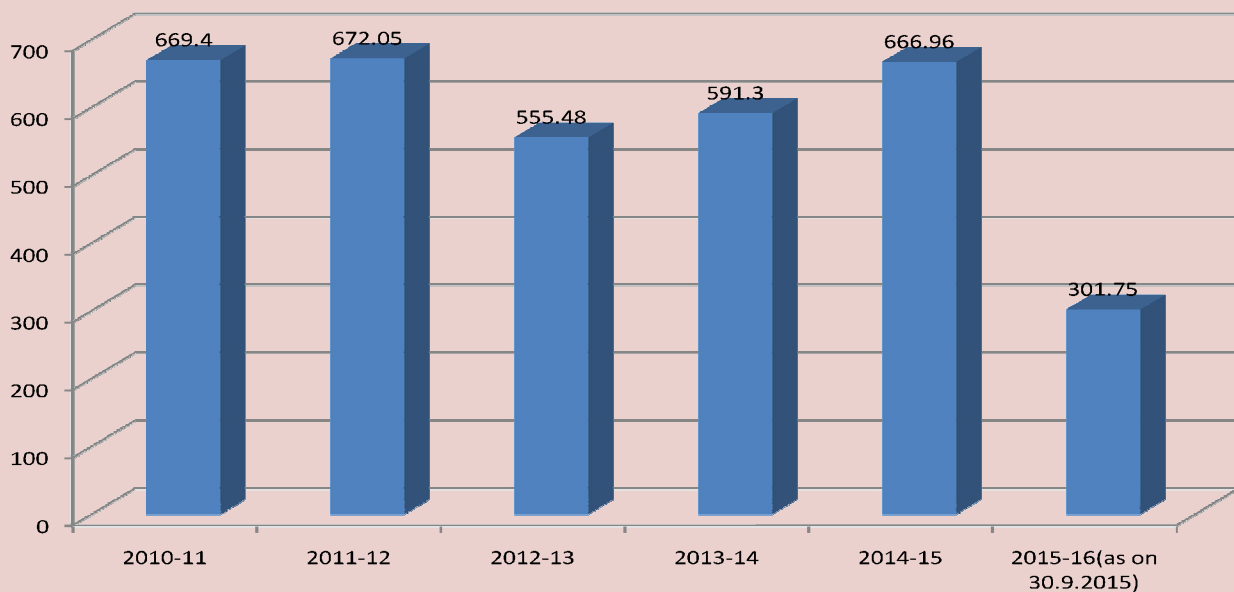
Loan released by OI DB (Rs crore)



Beneficiaries of loan disbursed (2010-11 to 2014-15)



Interest Income on Loans (Rs crore)



THE LIST OF PROJECTS FINANCED THROUGH OIDB LOAN (DURING 2010-11-2014-15)

Name of Organization	Name of Projects
GAIL (India) Limited	<ol style="list-style-type: none"> 1. Expansion of Dahej-Vijaypur Pipeline Project, 2. Expansion of Pata Petrochemical Plant, 3. Kochi-Kanjirkkod-Bangalore-Mangalore Pipeline, 4. Dhabol-Bangalore Pipeline, 5. Petrochemical complex-II Project Vijaypur&Pata, 6. Kochi-Kanjirkkod-Bangalore-Mangalore Pipeline,
IOCL	<ol style="list-style-type: none"> 7. MS Quality Improvement- Guwahati Refinery, 8. MS Quality Improvement – Digboi Refinery, 9. Paradip Refinery, Abhayachandrapur, 10. Revamp of Fluidized Catalytic Cracking Unit (FCCU), Mathura Refinery, 11. Butadiene Extraction Unit, Panipat Refinery 12. Paradip Refinery Project.
HPCL	<ol style="list-style-type: none"> 13. Single Point Mooring Project, 14. Diesel Hydro-treater at Mumbai Refinery, 15. Diesel Hydro-treater at Visakh refinery, 16. LPG Pipeline from BPCL Uran to Chakan (Pune), 17. Rewari Mathura Kanpur Pipeline, 18. Awa Salawas Pipeline, 19. Mangalore Bangalore LPG Pipeline, 20. LPG Pipeline from Uran to Chakan,
BPCL	<ol style="list-style-type: none"> 21. Continuous Catalytic Regeneration Reformer – Mumbai Refinery, 22. Setting up new continuous catalytic regeneration reformer (CCR) at Mumbai, 23. Integrated Refinery Expansion Project Kochi, 24. CDU/VDU Project Mumbai, 25. Kota Jobner Pipeline.
NRL	<ol style="list-style-type: none"> 26. Diesel Quality Upgradation Project, 27. Wax Project.
BCPL	<ol style="list-style-type: none"> 28. Brahmaputra Cracker and Polymer Project (Assam Gas Cracker Project),
MRPL	<ol style="list-style-type: none"> 29. Single Point Mooring Project, 30. Phase-III Refinery Project,
GAIL Gas Limited	<ol style="list-style-type: none"> 31. City gas distribution project in 4 cities Dewas, Kota, Meerut and Sonipat, 32. City gas distribution project in the Geographical area of Taj Trapezium Zone.

Equity Investment

(A) Equity in ISPRL	
Equity Approved	3832,56,00,000
	Equity Released
2005-06	4,33,00,000
2006-07	32,53,28,453
2007-08	63,26,16,099
2008-09	193,29,90,214
2009-10	226,21,99,208
2010-11	442,35,41,829
2011-12	570,12,04,367
2012-13	811,54,79,687
2013-14	548,00,29,375.33
2014-15	323,91,43,775
2015-16 (till 30.9.2015)	72,50,00,000
Total	3288,08,33,007.33
Balance to be released	
	(B) Equity in M/s Bieco Lawrie
1994-95	1,75,80,000
2011-12	32,75,85,000
Total	50,33,85,000
GRAND TOTAL (A+B)	3338,42,18,007.33

Hydrogen Corpus Fund

Financial Year	Amount Released (Rs)
2010-11	1,29,10,000
2011-12	2,12,48,580
2012-13	94,94,441
2013-14	84,07,732
2014-15	2,97,02,726
2015-16 (till 30.9.2015)	5,40,31,735
Total	13,57,95,214

OIDB Relief Trust

Financial Year	Amount Released (Rs)
2001-02	-
2002-03	-
2003-04	-
2004-05	5,00,50,000
2005-06	44,62,000
2006-07	77,00,000
2007-08	99,58,000
2008-09	1,36,31,967.81
2009-10	53,63,825
2010-11	73,68,408
2011-12	1,80,62,212
2012-13	18,10,973
2013-14	2,13,50,000
2014-15	-
2015-16	1,00,00,000
Total	14,97,57,385.81



CONTACT US

No.	Name & Designation	Telephone	E-mail
1.	U.P. Singh, Secretary	0120-2594602	secy.oidb@nic.in
2.	Ajay Srivastava, FA&CAO	0120-2594603	facao.oidb@nic.in
3.	Amitabh Dwivedi, DCF&AO	0120-2594605	dcfao.admn.oidb@nic.in
4.	Ganesh Doval, Manager (Estate)	0120-2594607	mgr.estate.oidb@nic.in
5.	Rajesh Saini, Manager (P&A)	0120-2594627	mgr.admn.oidb@nic.in
6.	Girish Chandra, Sr. Accounts Officer	0120-2594606	sao.oidb@nic.in
7.	Jyoti Sharma, Hindi Officer	0120-2594612	hindi.oidb@nic.in

Registered Office : 301, World Trade Centre, 3rd Floor, Babar Road, New Delhi-11001

Corporate Office : OI DB, Bhawan, "C" Block, Plot No.2, Sector-73, Noida-201301, U.P.

Visit Oil Industry Development Board website "<http://oidb.gov.in>"